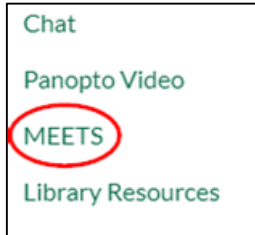


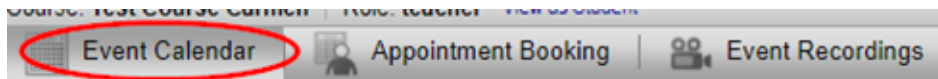
Lectures for this class are scheduled through the MEETS tool in Canvas.

To attend a scheduled session:

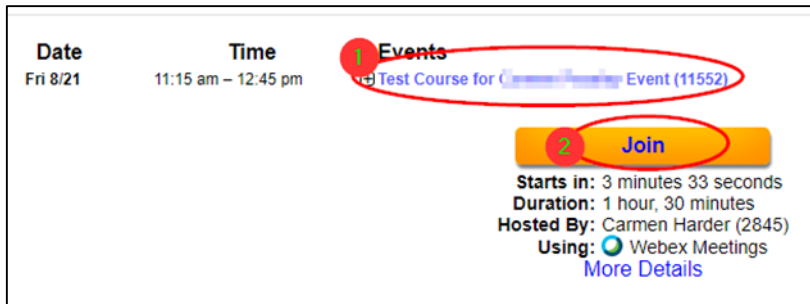
1. Sign into Canvas using your NSID and password.
2. Open the course.
3. In the course navigation bar, click MEETS.



4. Upcoming sessions will be listed under the Event Calendar tab at the top of the screen.

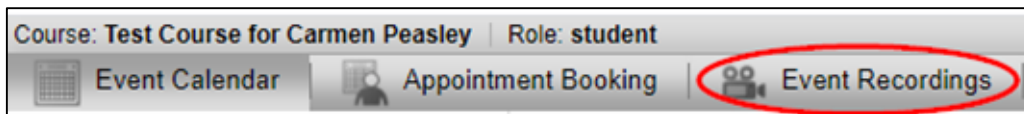


5. Click on the blue linked text with the name of the meeting/session.
6. Click the orange Join button.

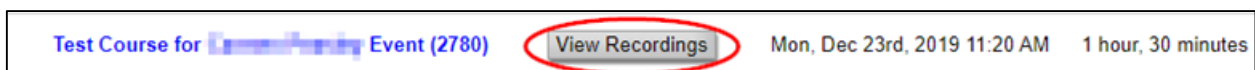


To access previously recorded content:

1. Repeat steps 1-4 above.
2. In the top bar of the screen, click Event Recordings

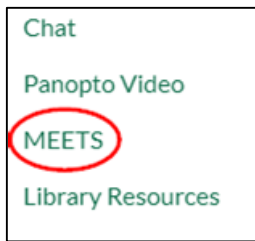


3. On the session you'd like to view, click View Recordings.



To sign up for office hours/one-on-one appointments:

1. Sign in to Canvas using your NSID and password.
2. Open the course.
3. In the course navigation bar, click MEETS.



4. Available appointment times will be listed under the Appointment Booking tab at the top of the screen.



5. Select the instructor you wish to meet with.

6. Choose a time slot marked "Available" and click on the green text.

Time	Events
7:05 pm – 8:35 pm	Appointment Block (44271)
7:05 pm – 7:20 pm	Available
7:20 pm – 7:35 pm	Available
7:35 pm – 7:50 pm	Available
7:50 pm – 8:05 pm	Available
8:05 pm – 8:20 pm	Available
8:20 pm – 8:35 pm	Available

7. Fill out the required information (marked with an *) and if require, the purpose and click Reserve Appointment.

7:35 pm – 7:50 pm Available

Student to reserve for*

No students have yet logged into this page.

Appointment Topic*

Purpose of appointment:

Reserve Appointment

Other students will not be able to see this booking information.

8. You will receive an email confirmation.
9. When it is time to attend your appointment, repeat steps 1-4.
10. Click Join to attend your appointment.

Upcoming Events

[Test Course Carmen
Event \(11/2018\)](#)

Starts: Wed, Jan 6, 7:15
PM

Ends: Wed, Jan 6, 8:45
PM

